

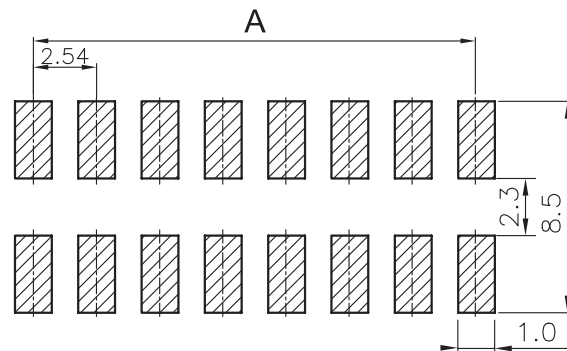
1

2

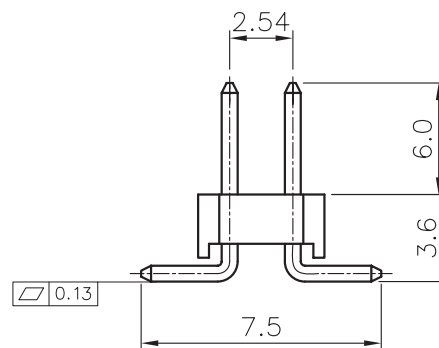
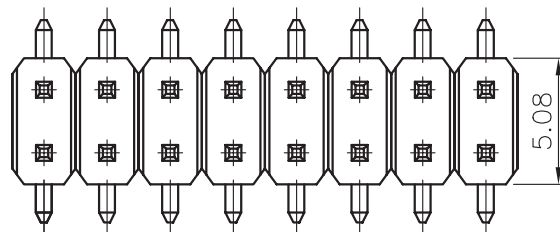
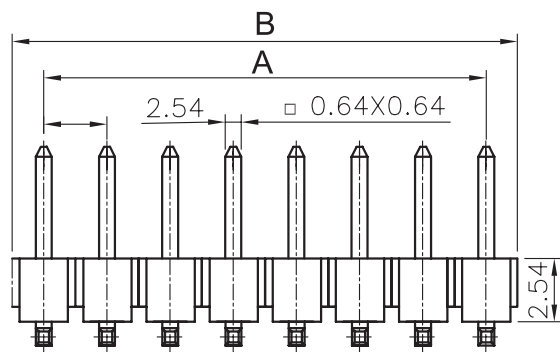
3

4

5



PCB LAYOUT - COMPONENT VIEW



## TECHNICAL CHARACTERISTICS

MATERIAL  
 INSULATOR: PA 6T  
 FLAMABILITY RATING: UL94-V0  
 COLOR: BLACK  
 CONTACT MATERIAL: COPPER ALLOY  
 CONTACT TYPE: STAMPED  
 CONTACT PLATING: GOLD  
 QUALITY CLASS: 3 AS PER CECC 75 301-802  
 PITCH: 2.54 MM

ENVIRONMENTAL  
 OPERATING TEMPERATURE: -40 UP TO 125°C  
 COMPLIANCE: LEAD FREE AND ROHS

ELECTRICAL  
 CURRENT RATING: 3A  
 WORKING VOLTAGE: 250 VAC  
 INSULATOR RESISTANCE: >1000 MOHM  
 DIELECTRIC WITHSTANDING VOLTAGE: 500 VAC/MN  
 CONTACT RESISTANCE: 20 mOHM MAX

STANDARD  
 CERTIFIED: E323964

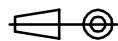
SOLDERING  
 JEDEC LEAD FREE WAVE SOLDERING

PACKAGING  
 TUBE

DIMENSION  
 A = 2.54x (NB. PIN / 2 - 1)  
 B = 2.54x (NB. PIN / 2)

RoHS Compliant

PROJECTION:



GENERAL TOLERANCE

.X =  $\pm 0.2$ .XX =  $\pm 0.15$ 

APPROVAL: GMo

UNIT: MM

SCALE:

SHEET: 1/3

DRAW: PEARL

DESCRIPTION: 2.54MM DUAL SMT PIN HEADER

WERI PART NO: 610 0xx 211 21

SIZE

A4

|     |           |             |    |  |  |  |  |
|-----|-----------|-------------|----|--|--|--|--|
|     |           |             |    |  |  |  |  |
| K   | 10-MAY-16 | TPK         | AK |  |  |  |  |
| J   | 18-APR-16 | TPK         | AK |  |  |  |  |
| I   | 03-NOV-11 | PINNING     | GG |  |  |  |  |
| H   | 20-JUN-11 | COPLANARITY | GG |  |  |  |  |
| REV | DATE      | FILE        | BY |  |  |  |  |

1

2

3

4

5

Note:

1,Dimension

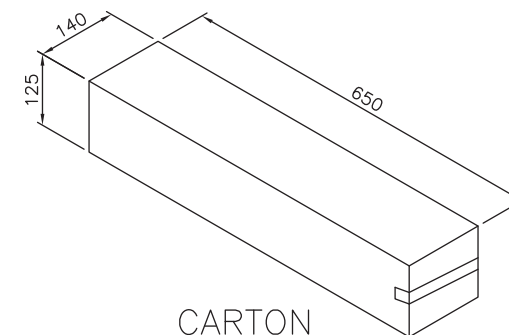
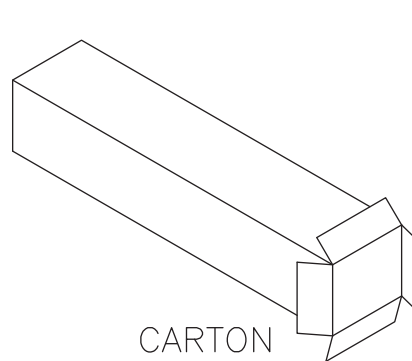
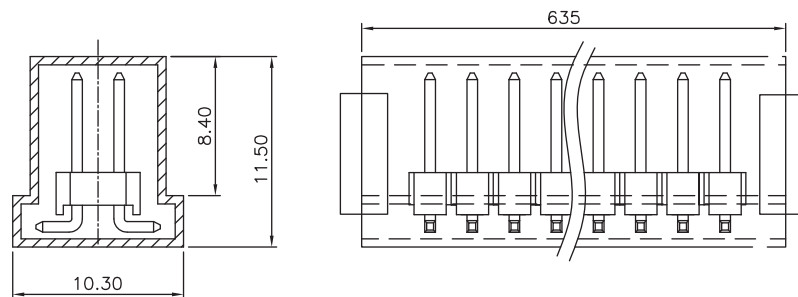
Tube Size: L=635mm

Carton Size:650(L)X140(W)X125(H) (mm)

2,Quantity:

140 Tube/Carton

| Pin | Pcs/Tube | Pcs/Carton | Pin | Pcs/Tube | Pcs/Carton |
|-----|----------|------------|-----|----------|------------|
| 4   | 125      | 10000      | 44  | 11       | 880        |
| 6   | 81       | 6480       | 46  | 10       | 800        |
| 8   | 60       | 4800       | 48  | 10       | 800        |
| 10  | 48       | 3840       | 50  | 9        | 720        |
| 12  | 40       | 3200       | 52  | 9        | 720        |
| 14  | 34       | 2720       | 54  | 9        | 720        |
| 16  | 30       | 2400       | 56  | 8        | 640        |
| 18  | 27       | 2160       | 58  | 8        | 640        |
| 20  | 24       | 1920       | 60  | 8        | 640        |
| 22  | 22       | 1760       | 62  | 7        | 560        |
| 24  | 20       | 1600       | 64  | 7        | 560        |
| 26  | 18       | 1440       | 66  | 7        | 560        |
| 28  | 17       | 1360       | 68  | 7        | 560        |
| 30  | 16       | 1280       | 70  | 6        | 480        |
| 32  | 15       | 1200       | 72  | 6        | 480        |
| 34  | 14       | 1120       | 74  | 6        | 480        |
| 36  | 13       | 1040       | 76  | 6        | 480        |
| 38  | 12       | 960        | 78  | 6        | 480        |
| 40  | 12       | 960        | 80  | 6        | 480        |
| 42  | 11       | 880        |     |          |            |



RoHS Compliant

|     |      |      |    |
|-----|------|------|----|
| G   |      |      |    |
| F   |      |      |    |
| E   |      |      |    |
| D   |      |      |    |
| C   |      |      |    |
| B   |      |      |    |
| A   |      |      |    |
| REV | DATE | FILE | BY |

PROJECTION:



APPROVAL: GMo

GENERAL TOLERANCE

.X = +/- 0.2

.XX = +/- 0.15



UNIT: MM

SCALE:

SHEET: 2/3

DRAW: PEARL

DESCRIPTION: 2.54MM DUAL SMT PIN HEADER

WERI PART NO: 610 0xx 211 21

SIZE

A4

1

2

3

4

5

## Cautions and Warnings:

This electronic component is designed and developed with the intention for use in general electronics equipments.

Before incorporating the components into any equipments in the field such as aerospace, aviation, nuclear control, submarine, transportation, (automotive control, train control, ship control), transportation signal, disaster prevention, medical, public information network etc. where higher safety and reliability are especially required or if there is possibility of direct damage or injury to human body, Würth Elektronik must be asked for a written approval.

In addition, even electronic component in general electronic equipments, when used in electrical circuits that require high safety, reliability functions or performance, the sufficient reliability evaluation-check for the safety must be performed before by the user before usage.

A

B

C

RoHS Compliant

|     |           |      |    |  |   |   |                   |
|-----|-----------|------|----|--|---|---|-------------------|
| G   |           |      |    | PROJECTION:<br> | GENERAL TOLERANCE<br>.X = +/- 0.2<br>.XX = +/- 0.15 |  |                   |
| F   |           |      |    |  |   |   |                   |
| E   |           |      |    |  |   |   |                   |
| D   |           |      |    |  |   |   |                   |
| C   |           |      |    | APPROVAL: JC   | UNIT: MM  | DESCRIPTION: DISCLAIMER   | SIZE<br><b>A4</b> |
| B   |           |      |    |  | SCALE:  |   |                   |
| A   | 10-SEP-14 | PDF  | QL |  | SHEET: 3/3  | WERI PART NO: DISCLAIMER  |                   |
| REV | DATE      | FILE | BY |  | DRAW: QL  |   |                   |

D